



SRJ CERTIFICATION SERVICES PRIVATE LIMITED

CIN: U71100MH2023PTC400199

www.srjcertificationservices.com

GSTIN: 27ABKCS4930M1ZS

Regd. Office: BASEMENT SHOP NO.5, SUNSHINE COMMERCIAL COMPLEX, BLDG. No.3, NEAR RAILWAY STATION, NALLASOPARA (E), TAL-VASAI, DIST. PALGHAR, MAHARASHTRA-401209. Email: srjcertificationservices@gmail.com, srjassociates2010@gmail.com. Mobile: 8999039398 / 9545771018

Ref. No.: 2526/479/TIPCO

Date: 10/01/2026

CHARTERED ENGINEER'S CERTIFICATE (for INSTALLED PLANT CAPACITY & UTILIZATION)

This is to certify that **M/s. TIPCO ENGINEERING INDIA LIMITED**, having its plant located at: **Plot No. 1658 & 1689, Phase I, Sector 38, Industrial Estate, Rai, Distt.- Sonapat, Haryana- 131029, India**, requested inspection of the plant for the purpose of assessing the **Plant Capacity and Capacity Utilization**.

I have visited their above mentioned plant on 06/01/2026 and met the Plant Incharge, Accounts Executive, Production and Quality Executives; and had discussion over the Products manufactured, Type & Ranges etc. Detailed discussions were held regarding plant working hours, working strength, Weekly-Off, Holidays, Preventive Maintenance schedule, Breakdown register which shows losses in production hours.

Past and present production records were discussed, and the sales records of the last three financial years and period from 30th April 2025 to 31st December 2025 made available to ascertain the actual annual production capacity of the Plant. The data provided and the same were checked, verified with the sales register.

Apart from the above, I made the general inspection, and my observations are as follows:

Physical walk-through inspection of the shop floor was carried-out during the visit. Various conventional as well as Modern / Special Purpose machineries were verified with the list of machinery provided for installation and working. Various products in Semi-finished, finished conditions were seen of different types / ranges lying in- process.

Raw materials, Machining components, Sub-Assembly / Assembly, Testing, Painting & Packing all the operations observed.

Stores found proper and well equipped. Material handling equipment being used for transporting inter-departmental/ In-Process materials/ Finished Goods handling.

The Company is in the business of designing, manufacturing, testing and supply of **Dispersers, Bead Mills, Basket Mills, Homogenizers, Mixing Reactors, Turnkey Solutions, and Projects for Ink, Paint, and coating**. Refer following data:

- The Total plot area of both the plants (i.e. Plot No. 1658 & 1689) : **2025 Sq. Mtrs.**, of which **1215 Square Meters** is built-up area, and the balance is open plot. (i.e. 607.50 sq. mtr. build-up and 405 sq. mtr. open area respectively).
- The power requirement of the plant: **140 KVA**.
- Strength of workforce: **Labours-81 & Staff- 33**.
- List of machinery **installed**: As per **Annexure-II**.
- Details of Working Days available are as follows:

Total Number of Days in Year : 365 Days.

Weekly Off : 52 Days in a Year.

Public Holidays : 15 Days.

Maintenance & Cleaning : 10 Days in a Year.

Total working Days of Plant : 288 Days in a Year.

Factory Operation : 11 Hrs. / Day





A. Calculation of Installed Capacity:

1) Weight Average Daily Production Installed Capacity for the period from April 30, 2025 to December 31, 2025

Period	Monthly Production (No. of machine)	Period (Months)	Weight Average Production (No. of machine)
Apr- 2025 to Dec- 2025	85	9	765
Total (A)			765
Weighted Average Monthly Production [(A)/12]			85
Monthly Installed Capacity (No. of Machines)			102.85
Periodically Installed Capacity (No. of Machines)			1234.20

2) Weight Average Daily Production Installed Capacity for FY: 2024-25

Period	Monthly Production (No. of machine)	Period (Months)	Weight Average Production (No. of machine)
Apr- 24 to Mar- 25	70	12	430
Total (A)			430
Weighted Average Monthly Production [(A)/12]			35.83
Monthly Installed Capacity (No. of Machines)			43.35
Yearly Installed Capacity (No. of Machines)			520.25

3) Weight Average Daily Production Installed Capacity for FY: 2023-24

Period	Monthly Production (No. of machine)	Period (Months)	Weight Average Production (No. of machine)
Apr-23 to Mar-24	60	12	370
Total (A)			370
Weighted Average Monthly Production [(A)/12]			30.83
Monthly Installed Capacity (No. of Machines)			37.30
Yearly Installed Capacity (No. of Machines)			447.60

4) Weight Average Daily Production Installed Capacity for FY: 2022-23

Period	Monthly Production (No. of machine)	Period (Months)	Weight Average Production (No. of machine)
Apr-22 to Mar-23	25	12	300
Total (A)			300
Weighted Average Daily Production [(A)/12]			25
Monthly Installed Capacity (No. of Machines)			30.25
Yearly Installed Capacity (No. of Machines)			363







B. Methodology & Conclusion:

1. Production Quantity may differ depending on size, type of product, material & range of product. While Ascertaining Installed capacity, we analyzed data of the period from April 30, 2025 to December 31, 2025 and of the last 3 years and considered Sizes, Type, Range/Rating being produced in the period from April 30, 2025 to December 31, 2025 and in the last 3 years.
2. Major production is impacted by fully automated and precision manufacturing **CNC-HASS, CNC-PUMA, VMC, Welding, Cutting machines etc.** Hence, we considered these machines while ascertaining installed capacity. Other conventional machines also contribute to the production. However, these machines are used to manufacture components /parts for sub-assemblies.
3. We accounted no. of actual available production days as 288 out of 1 year of 365 Days. It is found out that available working days are only 79% of 365 Days. Hence, actual produced items per month weighted 21% more to ascertain the installed capacity. No company utilizes their full installed capacity; and, these ranges from 60 to 90% depending upon various industrials sectors. Availability of Raw materials on time, Continuity of Power Supply, Labour presence, Breakdowns, Unexpected labour strikes, Political strikes, Transport strike etc. are the affecting causes too.
4. After summing actual productions of the period from April 30, 2025 to December 31, 2025 and of all the last three financial years as **1865 Nos. of machines**, we divided it by 4 to get the average actual production per annum as **466.25 Nos. of machines**. Added 21% more to figure-out the Installed Plant Capacity as **564.16 Nos. of machines** per annum.
5. Hence, we can find out Capacity Utilization as $466.25 / 564.16 \times 100 = 82.64 \%$

For **SRJ CERTIFICATION SERVICES PRIVATE LIMITED.**



SANTOSH .R. JAISWAR - A. M. I. Mech. E (I), D.M.E, P.E., F.I.I.V. Govt. Recognized Chartered Mech. Engineer/Approved Valuer- PMV
Membership No: **77571**, Institution of Mechanical Engineers (I), Navi Mumbai. (30th March-2010)
Registration No: **PE/00034/23**, Engineering Council of India- New Delhi. (28th April-2023)
Membership No: **CAT-VII-F-7500**. The Indian Institution of Valuers. (28th Nov.-2024)



SRJ CERTIFICATION SERVICES PRIVATE LIMITED

CIN: U71100MH2023PTC400199

www.srjcertificationservices.com

GSTIN: 27ABKCS4930M1ZS

Regd. Office: BASEMENT SHOP NO.5, SUNSHINE COMMERCIAL COMPLEX, BLDG. No.3, NEAR RAILWAY STATION, NALLASOPARA (E), TAL-VASAI, DIST. PALGHAR, MAHARASHTRA-401209. Email: srjcertificationservices@gmail.com, srjassociates2010@gmail.com. Mobile: 8999039398 / 9545771018

Ref. No.: 2526/479/TIPCO

Date: 10/01/2026

CERTIFICATE:


We have examined the installations of all the listed machineries as per annexure, facility and work in process activities, and found in order. After verification of Production / Sales records and related documents made available during the inspection, I can hereby certify the Installed Plant Capacity as under:

Sr. No.	Products	Installed Capacity (Nos. of machines)	Actual Production (Nos. of machines)	Utilization Rate (In %)
1	Period-April 2025 – December 2025	631	521	82.56
2	Year-April 2024 - March 2025	520	430	82.69
3	Year-April 2023 - March 2024	447	370	82.77
4	Year-April 2022 - March 2023	363	300	82.64

Note: Period/Year wise Installed Capacity and Capacity Utilization by referring the historical last 3 years production data and by referring the historical period from April 30, 2025 to December 31, 2025 production data.

The certificate is issued without prejudice.

For **SRJ CERTIFICATION SERVICES PRIVATE LIMITED.**



SANTOSH .R. JAISWAR - A. M. I. Mech. E (I), D.M.E, P.E., F.I.I.V. Govt. Recognized Chartered Mech. Engineer/Approved Valuer- PMV

Membership No: 77571, Institution of Mechanical Engineers (I), Navi Mumbai. (30th March-2010)

Registration No: PE/00034/23, Engineering Council of India- New Delhi. (28th April-2023)

Membership No: CAT-VII-F-7500. The Indian Institution of Valuers. (28th Nov.-2024)

ANNEXURE-I
MANUFACTURING PROCEDURE OF PRODUCT

In order to gain a comprehensive understanding of the manufacturing process of Dispersers, Bead Mills, Basket Mills, Homogenizers, Mixing Reactors, and Turnkey Solutions at M/s **TIPCO ENGINEERING INDIA LIMITED**, it is necessary for us to familiarize ourselves with the various steps involved. The process includes the following:

1. Design & Engineering

- **Description:** Technical teams create detailed drawings and specifications based on customer requirements.
- **Key Activities:**
 - Product design (CAD models, drawings)
 - Engineering analysis (e.g., stress analysis)
 - Bill of materials (BOM) creation
 - Approval loops with the customer (if needed)

2. Material Procurement

- **Description:** Purchasing raw materials and components based on the BOM.
- **Key Activities:**
 - Vendor selection and RFQs (Request for Quotes)
 - Purchase order issuance
 - Delivery tracking
 - Cost and inventory management

3. Material Inspection

- **Description:** Quality check of the incoming raw materials or components to ensure they meet required specifications.
- **Key Activities:**
 - Visual and dimensional inspection
 - Material test certificates (MTC) verification
 - Non-conformance reporting (if any)
 - Acceptance or rejection tagging

4. Cutting

- **Description:** Raw material is cut into specified sizes or shapes.
- **Key Activities:**
 - Marking and layout
 - Cutting using saws, lasers, plasma
 - Ensuring minimal material waste
 - Labeling of cut parts





5. Forming

- **Description:** Shaping the material into the required geometry using mechanical processes.
- **Key Activities:**
 - Bending, rolling, stamping, or pressing
 - Use of dies, molds, or jigs
 - Checking formed dimensions against drawings

6. Machining

- **Description:** Precision operations that refine the shape or surface of parts.
- **Key Activities:**
 - Turning, milling, drilling, grinding
 - CNC programming and execution
 - Tolerances and surface finish control

7. Welding

- **Description:** Joining metal parts by melting and fusing them.
- **Key Activities:**
 - Selection of welding method (MIG, TIG, Arc, etc.)
 - Pre-weld preparation (fit-up, tack welding)
 - Weld execution and inspection
 - Post-weld heat treatment (if needed)

8. Surface Treatment

- **Description:** Finishing processes to enhance durability, appearance, or corrosion resistance.
- **Key Activities:**
 - Sandblasting, painting, powder coating
 - Galvanizing or anodizing
 - Quality check for coating thickness and finish

9. Assembly

- **Description:** Putting together all components to build the final product.
- **Key Activities:**
 - Mechanical fastening, welding, or adhesive bonding
 - Electrical wiring (if applicable)
 - Functional testing during assembly





10. Quality Inspection


- **Description:** Final quality assurance before the product is cleared for delivery.
- **Key Activities:**
 - Dimensional checks
 - Functional and safety testing
 - Documentation review (QC records, traceability)
 - Customer witness inspection (if required)

11. Packaging

- **Description:** Preparing the product for safe transportation.
- **Key Activities:**
 - Custom packaging design for fragile or heavy items
 - Labeling and documentation
 - Anti-corrosion wrapping, shock-absorbing materials

12. Dispatch

- **Description:** Shipping the final product to the customer or site.
- **Key Activities:**
 - Logistics coordination (road, sea, air freight)
 - Transport documentation (invoice, packing list, bill of lading)
 - Customer communication and tracking
 - Delivery confirmation and feedback



SANTOSH .R. JAISWAR - A. M. I. Mech. E (I), D.M.E, P.E., F.I.I.V. Govt. Recognized Chartered Mech. Engineer/Approved Valuer- PMV
Membership No: 77571, Institution of Mechanical Engineers (I), Navi Mumbai. (30th March-2010)
Registration No: PE/00034/23, Engineering Council of India- New Delhi. (28th April-2023)
Membership No: CAT-VII-F-7500. The Indian Institution of Valuers. (28th Nov.-2024)





ANNEXURE-II

LIST OF MACHINERY

Sr. No.	Name of Machine	Owned or Leased	Quantity	Year of Purchase	Name of Vendor / seller	Purpose
1	20 HP Refurbishment Vector Drive	Owned	1	2024	Phillips Machine Tool India Pvt. Ltd.	Tool Purpose
2	Bandsaw Metal Cutting Machine 9"	Owned	1	2022	Niraj Engg. Works	Cutting Purpose
3	CNC turning centre model puma 3100 uly	Owned	1	2023	DN Solutions Co. Ltd.	Turning Purpose
4	CNC turning machine	Owned	1	2022	Tipco Engineering Works	Turning Purpose
5	Horizontal CNC Lathe Machine	Owned	1	2024	Lucky Machine Tools Pvt. Ltd	Turning Purpose
6	Horizontal Turning Center Machine	Owned	1	2024	Lucky Machine Tools Pvt. Ltd	Turning Purpose
7	JFY Brand CNC Laser Cutting Machine sheet	Owned	1	2023	Phillips Machine Tool India Pvt. Ltd	Cutting Purpose
8	Polishing Machine Model XYD	Owned	1	2023	Neena International	Polish Purpose
9	Used CNC Turning Centre	Owned	1	2022	Lehra Fuel Tech Pvt. Ltd.	Turning Purpose
10	Welding Machine ARC 400 PRO	Owned	2	2024	Makweld LLP (U.P.)	Welding Purpose
11	Welding Machine ARC 400 PRO	Owned	2	2023	Makweld LLP (U.P)	Welding Purpose
12	Welding Machine	Owned	1	2022	Makweld LLP	Welding Purpose
13	DOUBLE VANGUARD TURNING MACHINE	Owned	10	2025	Aerospun Enterprises Private Limited	Turning Purpose

For SRJ CERTIFICATION SERVICES PRIVATE LIMITED.



SANTOSH .R. JAISWAR - A. M. I. Mech. E (I), D.M.E, P.E., F.I.I.V. Govt. Recognized Chartered Mech. Engineer/Approved Valuer- PMV
Membership No: 77571, Institution of Mechanical Engineers (I), Navi Mumbai. (30th March-2010)
Registration No: PE/00034/23, Engineering Council of India- New Delhi. (28th April-2023)
Membership No: CAT-VII-F-7500. The Indian Institution of Valuers-Pune (28th Nov.-2024)